

About ZWCAD

Developed by ZWCAD Software Co., Ltd. (ZWSOFT for short), ZWCAD is a powerful, reliable and DWG compatible CAD solution for worldwide users. It provides innovative, collaborative and customizable features to designers and engineers in various industries such as AEC and MFG. Available in 15 languages, ZWCAD has helped 900,000 users from 90 countries create amazing things.

The Choice of Over 900,000 Users from 90 Countries



ZWCAD Software Co., Ltd.

Add: 32/F, Pearl River Tower, No.15, Zhujiang West Road,
Tianhe District, Guangzhou 510623, P.R.China
Tel: +86-20-38289780 Fax: +86-20-38288676
Email: sales@zwssoft.com


www.zwssoft.com

ZWCAD Reseller

All trademarks, trade names or company names referenced herein are used for identification only, and belong to their respective holders.
Copyright 2008 - 2019 ZWCAD Software Co., Ltd. All rights reserved.
Reproduction in any form without the permission of the copyright holder is prohibited by law.



ZWCAD
Create Amazing Things



Top 5 Reasons to Choose ZWCAD





1 seamless DWG compatibility



2 code-level compatible API



3 smooth workflow between desktop and mobile devices





4 time-saving innovative tools



5 non-expiring perpetual license with flexible upgrades

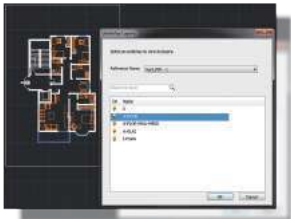
What's New in ZWCAD 2019






Create and Modify Dynamic Block Definition

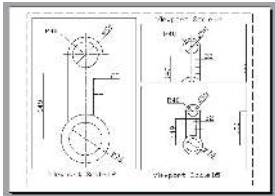
The new Block Editor allows you to create and modify Dynamic Block definition by adding various Parameters and Actions, and thus to build your own smart and powerful Dynamic Blocks that suit different design situations.






PDF and DWFX Underlay

Both PDF and DWFX files can be attached to your current drawing as underlays and references, so that you can continue to work on the existing designs, instead of starting from scratch.





Annotative Object

Annotations like dimensions and texts can be set as Annotative Objects, so that their sizes can be adjusted automatically according to different view scales in Model space or Layout viewport, to guarantee their readability on screen and in plotting.

ZWCAD vs ACAD

		ZWCAD		ACAD	
		Std	Pro	LT	Full
Compatibility	Compatible with DWG/DXF	•	•	•	•
	Import DGN	•	•	•	•
Interface	Classic and Ribbon Interfaces	•	•	•	•
	Customize User Interface (CUI)	•	•	•	•
	Dark/Light UI	•	•	•	•
	Tool Palettes	•	•	•	•
	Properties Palette	•	•	•	•
	Dynamic Input	•	•	•	•
	Auto-complete Command Entry	•	•	•	•
	Drawing Tab Switching	•	•	•	•
	Adaptive Grid	•	•	•	•
Annotation	Leader & MLeader	•	•	•	•
	Associative Dimension	•	•	•	•
	Text and MText	•	•	•	•
	Annotative Object	•	•	•	•
	Revccloud	•	•	•	•
	Text In-place Editing	•	•	•	•
	Hatch/Gradient Hatch	•	•	•	•
	Super Hatch	•	•	•	•
	Tables & Table Styles	•	•	•	•
	Field	•	•	•	•
Layer	Layer Properties Manager	•	•	•	•
	Layer Filter	•	•	•	•
	Layer State Manager	•	•	•	•
Xref, Block and Attribute	OLE	•	•	•	•
	Raster Images	•	•	•	•
	Underlay (DWG, DWF(x), PDF)	•	•	•	•
	Xrefs In-place Editing	•	•	•	•
	Multiple Block Inserting	•	•	•	•
	Create & Modify Dynamic Block	•	•	•	•
	Block Attribute Manager	•	•	•	•
3D	Solid, Surface, and Mesh Modeling	•	•	•	•
	Photorealistic Rendering	•	•	•	•
	Visual Style	•	•	•	•
	ACIS Viewing	•	•	•	•
	3D Orbit	•	•	•	•
Programming	MNU, MNS and MNL File Support	•	•	•	•
	ActiveX API	•	•	•	•
	LISP Support	•	•	•	•
	Visual Basic for Applications (VBA)	•	•	•	•
	Runtime Extension (ZRX/ARX) .NET	•	•	• (ARX)	•
Output	CTB & STB Plot Style	•	•	•	•
	Plotting	•	•	•	•
	Publish	•	•	•	•
	Export	•	•	•	•
	eTransmit	•	•	•	•
Innovation	SmartMouse	•	•	•	•
	SmartVoice	•	•	•	•
	SmartSelect	•	•	•	•
	SmartPlot	•	•	•	•
	Barcode & QR Code	•	•	•	•
Others	File Compare	•	•	•	•
	Quick Calculator	•	•	•	•
	Match Property	•	•	•	•
	Group	•	•	•	•
	Quick Select	•	•	•	•
	Multiline and Multiline Style	•	•	•	•
	Parametric Drawing Express Tools	•	•	•	•
• Supported					